

Scaled data based on original data using
LM-79-08 Approved Method: Electrical and Photometric Measurements of Solid-
State Lighting Products

Test Report Prepared for
Cooper Lighting Solutions
(formerly Eaton)

Brand: McGRAW-EDISON

Report Number: P647808

Luminaire Tested: **GALN-SA3A-835-U-5NQ**

Issue Date: 1/4/2021

Test Information

Test Method: LM-79-08
Report Number: P647808
TEST IS SCALED FROM IESNA LM-79-08 TEST DATA (G3-2011-042-3)
Test Lab: INNOVATION CENTER
Issue Date: 1/4/2021
Manufacturer: COOPER LIGHTING SOLUTIONS (FORMERLY EATON)
Product Line: McGRAW-EDISON
Catalog Number: GALN-SA3A-835-U-5NQ
Description: GALLEON AREA AND ROADWAY LUMINAIRE
(3) 80 CRI, 3500K, 615mA LIGHTSQUARES WITH 16 LEDS EACH AND TYPE V NARROW OPTICS
Light Source: -
Ballast/Driver: ELECTRONIC DRIVER

Summary

Lumens per Lamp: N/A
Luminaire Lumens: 11155.4 lumens
Efficiency: N/A
Efficacy: 120.0 lumens/watt
Luminous Opening: Rectangular (W 1' x L: 1' x H: 0')
IES Classification: Type V - Short
BUG Rating: B3 - U0 - G1

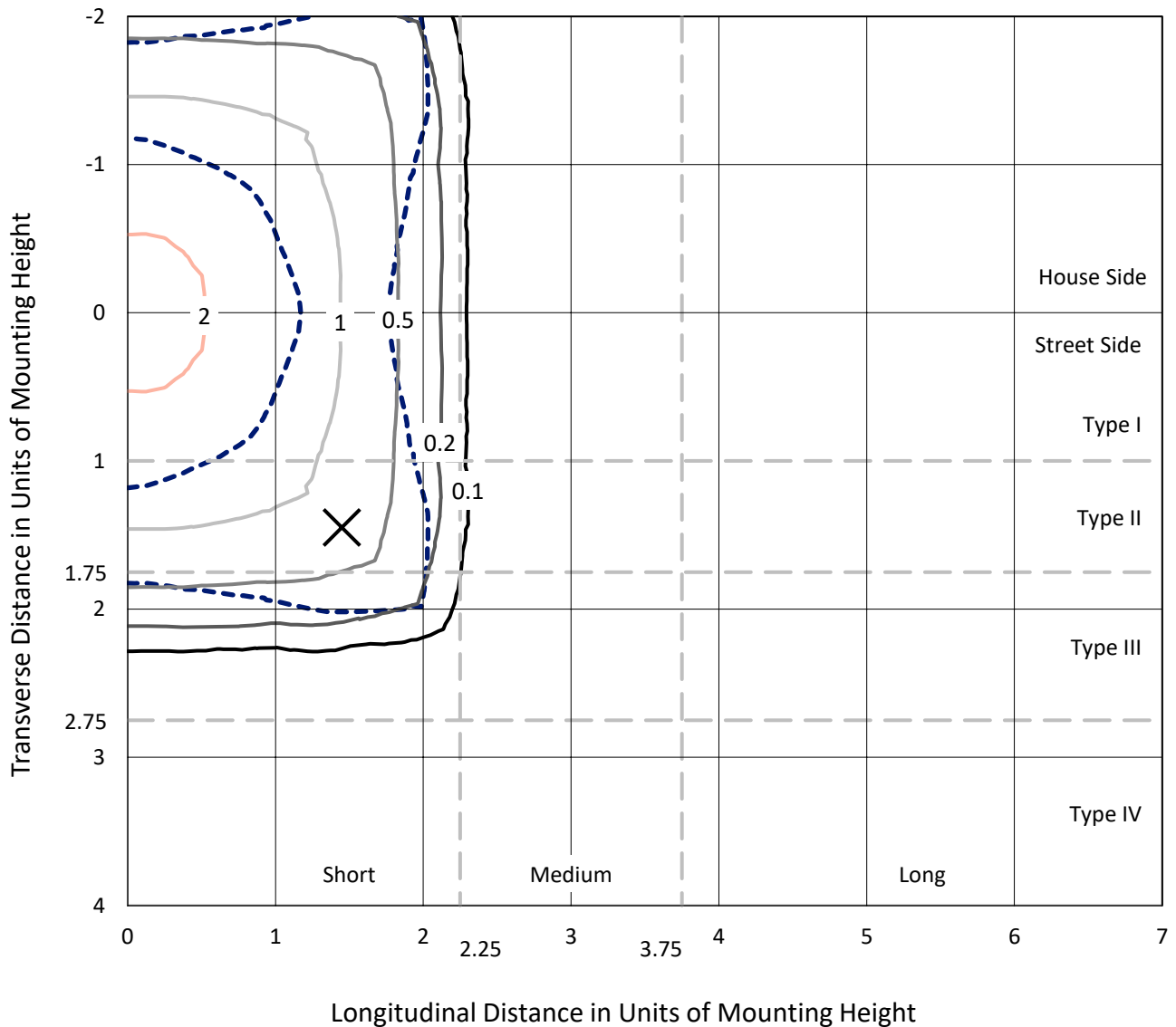
Input Watts (W): 93
Input Voltage (V): NR
Input Current (Ain): NR
Voltage Rise (V): NR
Power Factor: NR
Total Harmonic Distortion (THDi): NR
Frequency (hertz): 60
Stabilization Time: NR
Operation Time: NR
Ambient Temperature (°C): NR
Test Distance: 24 FT



REPORT NUMBER: P647808
 CATALOG NUMBER: GALN-SA3A-835-U-5NQ

Iso-Footcandle Lines of Horizontal Illumination

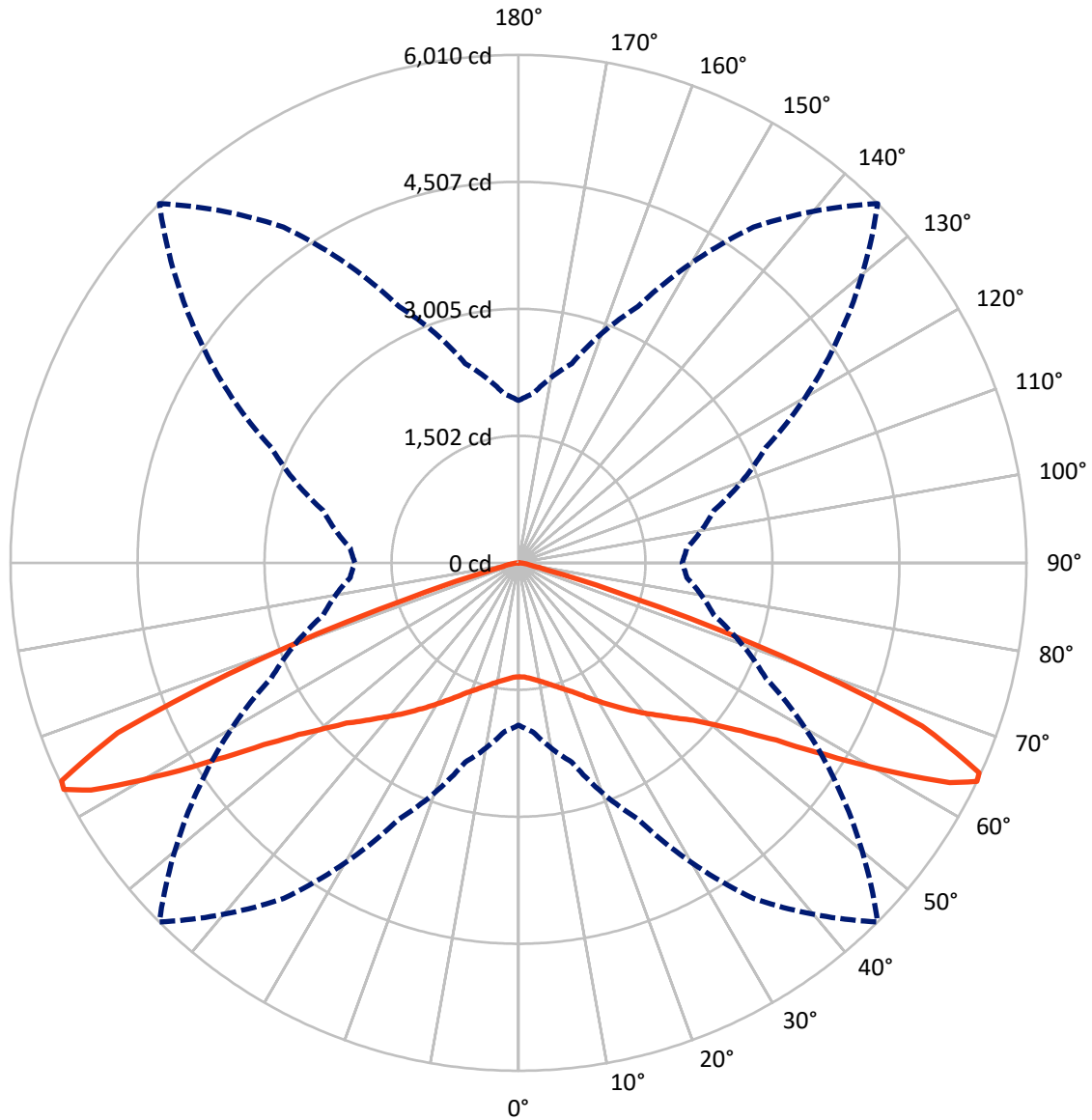
× Max cd
 - - - 1/2 Max cd



Based on 25 foot mounting height. Maximum calculated value = 2.2 fc
 Type V - Short - N/A

REPORT NUMBER: P647808
CATALOG NUMBER: GALN-SA3A-835-U-5NQ

Luminous Intensity Polar Plot



— Vertical Plane Through 45-Deg Lateral - - - Horizontal Cone Through 64-Deg Vertical

REPORT NUMBER: P647808
 CATALOG NUMBER: GALN-SA3A-835-U-5NQ

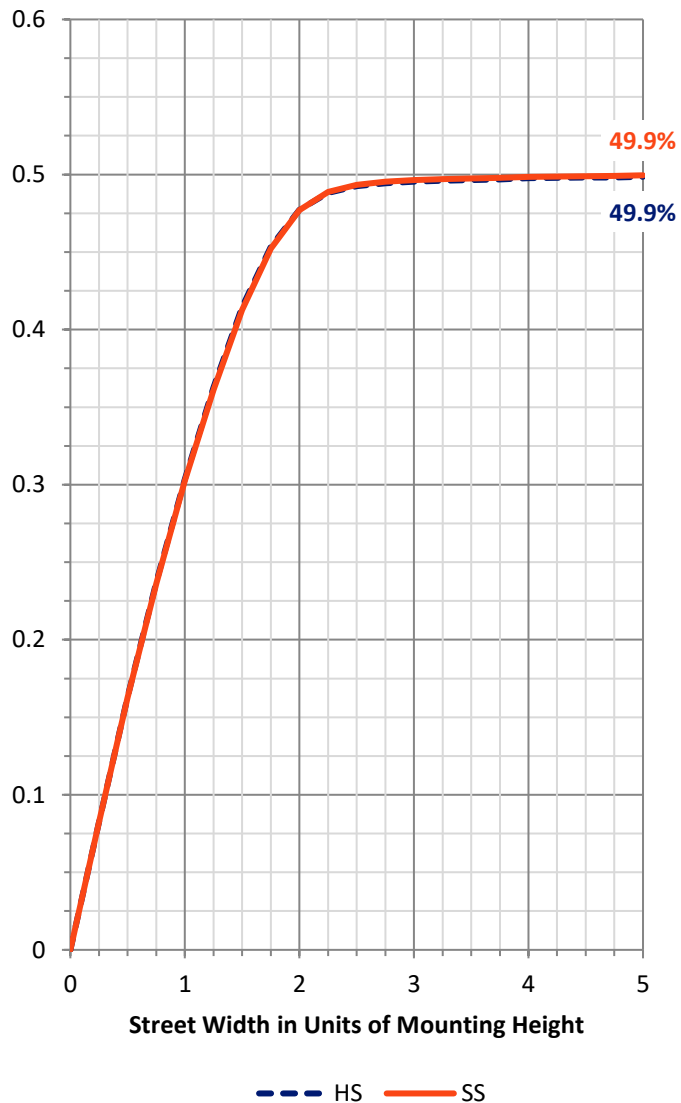
FLUX DISTRIBUTION:

		Downward	Upward	Total
House Side	Lumens	5577.7	0.0	5577.7
	% Fixture	50.0	0.0	50.0
Street Side	Lumens	5577.7	0.0	5577.7
	% Fixture	50.0	0.0	50.0
Total	Lumens	11155.4	0.0	11155.4
	% Fixture	100.0	0.0	100.0

ZONAL LUMENS:

Zone	Lumens	% Fixture
0°-10°	132.5	1.2
10°-20°	427.3	3.8
20°-30°	807.4	7.2
30°-40°	1337.2	12.0
40°-50°	2087.6	18.7
50°-60°	3227.4	28.9
60°-70°	2782.9	24.9
70°-80°	315.4	2.8
80°-90°	37.8	0.3
90°-100°	0.0	0.0
100°-110°	0.0	0.0
110°-120°	0.0	0.0
120°-130°	0.0	0.0
130°-140°	0.0	0.0
140°-150°	0.0	0.0
150°-160°	0.0	0.0
160°-170°	0.0	0.0
170°-180°	0.0	0.0
0°-90°	11155.4	100.0
0°-180°	11155.4	100.0

Coefficient of Utilization



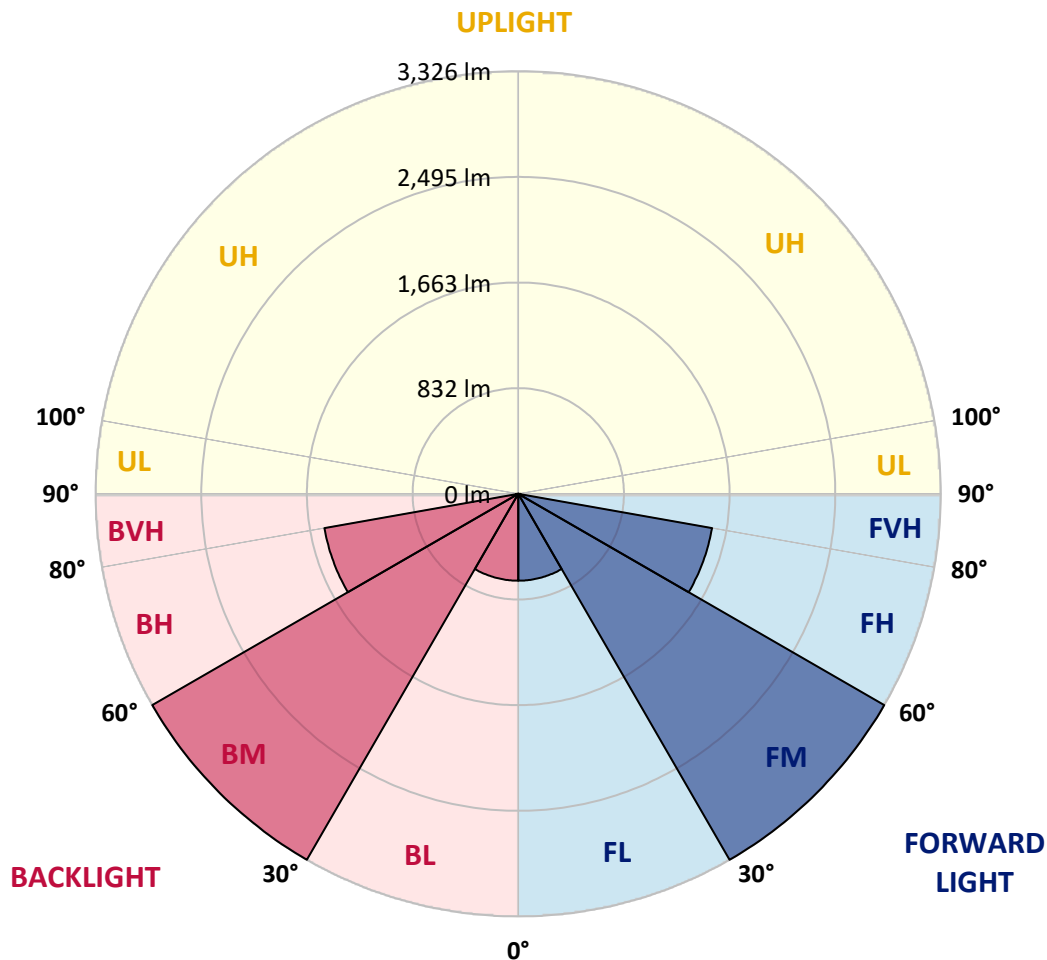
REPORT NUMBER: P647808
 CATALOG NUMBER: GALN-SA3A-835-U-5NQ

LUMINAIRE CLASSIFICATION SYSTEM LUMEN TABLE AND BUG RATING:

Zone	Lumens	% Fixture	Zone Rating/Lumen Limit		
			B	U	G
FL (0°-30°)	683.6	6.1			
FM (30°-60°)	3326.1	29.8			
FH (60°-80°)	1549.1	13.9			G1/1800
FVH (80°-90°)	18.9	0.2			G1/100
BL (0°-30°)	683.6	6.1	B2/1000		
BM (30°-60°)	3326.1	29.8	B3/5000		
BH (60°-80°)	1549.1	13.9	B3/2500		G1/1800
BVH (80°-90°)	18.9	0.2			G1/100
UL (90°-100°)	0.0	0.0		U0/0	
UH (100°-180°)	0.0	0.0		U0/0	

BUG Rating: B3-U0-G1

Type V Short





REPORT NUMBER: P647808
 CATALOG NUMBER: GALN-SA3A-835-U-5NQ

CANDELA DISTRIBUTION (FULL):

	0°	5°	15°	25°	35°	45°	55°	65°	75°	85°	90°
0°	1348.3	1348.3	1348.3	1348.3	1348.3	1348.3	1348.3	1348.3	1348.3	1348.3	1348.3
2.5°	1353.7	1356.6	1354.2	1353.7	1353.0	1353.0	1353.0	1353.7	1356.0	1357.8	1356.6
5°	1370.8	1373.1	1372.0	1371.3	1370.8	1371.3	1370.2	1369.6	1371.3	1371.3	1370.8
7.5°	1392.0	1395.0	1393.8	1395.0	1395.6	1396.2	1393.2	1390.8	1390.3	1392.0	1390.8
10°	1421.0	1423.3	1424.0	1424.5	1425.7	1425.1	1421.6	1417.5	1416.8	1416.3	1415.7
12.5°	1453.5	1455.3	1455.8	1458.2	1460.0	1460.6	1456.5	1452.9	1447.0	1448.2	1445.8
15°	1490.1	1493.7	1493.1	1496.6	1501.3	1502.5	1498.4	1492.5	1487.2	1484.2	1482.5
17.5°	1535.0	1537.4	1536.2	1539.8	1545.6	1548.6	1545.1	1537.4	1532.1	1525.6	1522.0
20°	1588.2	1592.3	1593.5	1593.5	1598.8	1601.8	1596.5	1594.1	1585.8	1581.1	1578.1
22.5°	1648.4	1650.3	1653.8	1657.3	1662.6	1661.4	1659.7	1656.1	1648.4	1644.3	1639.6
25°	1716.4	1718.2	1727.1	1734.7	1736.5	1735.4	1732.9	1731.2	1724.1	1714.6	1711.1
27.5°	1795.6	1799.1	1810.9	1818.0	1818.0	1818.6	1813.9	1819.8	1804.4	1793.2	1792.1
30°	1894.9	1897.2	1907.2	1914.4	1910.8	1907.9	1906.7	1912.6	1896.0	1875.9	1871.2
32.5°	1993.0	2001.2	2010.0	2025.5	2013.0	2007.7	2006.5	2010.7	1991.7	1969.3	1962.8
35°	2098.1	2104.0	2120.5	2133.5	2122.3	2110.0	2115.3	2128.3	2105.8	2075.7	2074.5
37.5°	2214.5	2219.8	2241.1	2254.6	2246.4	2225.1	2234.0	2249.3	2226.9	2189.7	2182.0
40°	2335.6	2346.9	2373.4	2387.6	2374.1	2345.6	2362.2	2378.8	2358.6	2315.6	2298.4
42.5°	2471.5	2489.2	2527.7	2534.7	2508.7	2470.4	2499.3	2525.9	2511.7	2462.1	2455.6
45°	2630.5	2641.1	2688.4	2703.7	2667.7	2619.8	2655.9	2704.3	2693.7	2636.4	2624.0
47.5°	2808.3	2818.3	2867.4	2890.4	2845.0	2780.5	2845.5	2908.8	2902.3	2840.8	2834.9
50°	3018.6	3021.0	3088.9	3114.9	3069.4	3013.9	3071.8	3150.4	3124.4	3045.8	3044.6
52.5°	3249.1	3252.0	3337.7	3388.0	3362.5	3299.9	3368.5	3416.3	3350.1	3247.3	3239.7
55°	3448.8	3463.5	3580.6	3714.1	3748.9	3703.4	3724.1	3701.6	3538.6	3394.5	3372.0
57.5°	3530.3	3559.3	3737.1	3986.5	4213.3	4280.7	4121.2	3907.2	3613.6	3409.8	3388.0
60°	3331.2	3362.5	3638.4	4111.7	4690.7	4983.2	4534.7	3942.2	3442.9	3156.4	3122.1
62.5°	2667.7	2676.5	3082.4	3816.9	4969.1	5726.5	4709.0	3644.9	2946.0	2556.6	2543.0
64°	1919.7	2010.7	2440.8	3346.5	4847.3	6009.5	4608.7	3228.4	2392.9	1998.8	1935.0
65°	1435.8	1460.6	1967.5	2858.0	4632.9	5988.2	4413.6	2830.2	1981.7	1529.7	1458.8
67.5°	542.4	545.4	726.2	1424.5	3298.2	5152.2	3368.5	1539.8	834.8	603.8	582.0
70°	225.1	229.3	266.5	479.2	1417.5	3308.2	1624.3	555.4	305.4	247.6	244.0
72.5°	164.8	167.2	178.4	212.7	436.1	1358.3	534.2	235.8	179.0	160.1	158.3
75°	129.4	130.6	138.8	156.6	203.3	376.4	222.1	161.9	136.5	122.9	121.7
77.5°	98.7	101.6	107.5	119.3	136.5	178.4	147.1	121.1	105.2	94.0	92.2
80°	68.0	71.5	82.7	87.5	91.6	115.8	100.5	91.6	82.1	68.5	64.4
82.5°	42.0	44.3	55.5	59.7	57.9	65.0	64.4	65.6	58.5	42.5	39.6
85°	21.8	23.0	30.1	31.3	29.0	26.6	33.1	38.4	36.0	24.2	23.6
87.5°	4.7	5.3	6.5	5.9	6.5	6.5	8.3	12.4	13.0	8.3	7.7
90°	0.0	0.0	0.0	0.0	0.0	0.0	0.0	0.0	0.0	0.0	0.0

(END OF REPORT)